

Adventure Ted and Friends

Play, creativity and fun – for little ones

**The Friends want
to share their
adventures with you.**

*Come and discover how
they have been playing,
when away from their
early years setting.*

March-April 2020

Week 1

**Senior
Ted**

**Stripy
the
puppet**

**Adventure
Ted**

Week 2



Week 3



Week 4



Adventure Ted and Friends

Play, creativity and fun – for little ones

**Senior
Ted**

**Adventure
Ted**


**Stripy
the
puppet**



Over the next few weeks **Adventure Ted and Friends** will be creating and sharing play ideas for children and families to do whilst at home.

These experiences will involve their loose parts collection and love for playing and learning outdoors.

They have moved from their usual Early Years Setting, but took everything they need with them, to continue playing and learning together.



The friends hope you can join them for some learning through play.

Week 1 – spring colours

Adventure Ted and Friends have been enjoying the sunshine outside. They have noticed many different signs of spring in their new outdoor setting. Join them as they explore the changes in the natural environment and discover and learn about the beautiful colours of **spring**.



Adventure Ted found
some **yellow**
daffodils.



Senior Ted found
a **blue**
hyacinth.



Stripy found some
green
leaves.

Can you find some spring colours outside?



Hunt the colour game

The friends decided to go inside to play a hunt the colour game. They chose to hunt for items that match the colour they found outside. The aim was to find as many items as possible around the house.

Can you count how many items each friend found?

How many
yellow

items were found?



How many

blue

items were found?



How many

green

items were found?

Who found the most items?

Who found the least items?

***With the help from your family,
can you name what they found?***

Play along with Adventure Ted and Friends

- Look outside for some signs of spring, thinking about the colours you see.
- This could be in any outside space or on your daily exercise in the wider natural environment.
- Take some photos or create a drawing/mark-making of the colours you find.
- Do you have a favourite teddy/soft toy who can help you search for some spring colours?
- Hunt for your favourite colour by yourself or work as a team to find as many colours as you can.
- Hunt inside for coloured items, like the friends did.
- You could look for lots of colours at the same time or stick to one, maybe your favourite colour!
- Make this more of a challenge by setting a time limit in which to find the items.
- A further challenge can be to search for a set number of items - for example, try finding 5 first, then find 10.
- Decide to hunt for coloured items in one room only. This will make it more of a challenge.

Where did you find the most colours, inside your house/flat, in a garden space or in the wider natural environment?

How many colours can you find inside and how many outside?

Who found the most colours in your family?

Take some photos like the friends did or draw/mark-make about your experience. Why don't you start a scrap book of what you get up to as you play along with Adventure Ted and Friends?



red

The friends found some other colours in their garden setting.



orange



white



brown



purple

Which friend found the most colours on this page?



pink

Play along with Adventure Ted and Friends next week

Next week the friends will be searching for natural loose parts during their daily exercise walks, within the wider outdoor environment. They plan to use the loose parts they find, along with play dough, to make some creative structures. They will also continue to learn about spring.



*Adventure Ted
and Friends
hope to see
you then.*

Adventure Ted and Friends

Play, creativity and fun – for little ones

**Adventure
Ted**

**Senior
Ted**

Over the next few weeks **Adventure Ted and Friends** will be creating and sharing play ideas for children and families to do whilst at home.

These experiences will involve their loose parts collection and love for playing and learning outdoors.

They have moved from their usual Early Years Setting, but took everything they need with them, to continue playing and learning together.

**Stripy
the
puppet**

*The Friends hope you can join them for
some learning through play.*

Week 2 – spring nature hunt

Adventure Ted and Friends went out for one of their daily walks together. They wanted to look for signs of spring and decided to search in the forest. Join them on their ***spring*** nature hunt.

Adventure Ted found some ***daffodils***.

Adventure Ted searched for some more daffodils and looked carefully at each type, noticing they were different. The Friends spent time exploring the differences.

Can you notice the differences between each type of daffodil?

How many different types of daffodil did Adventure Ted find?



The Friends continued their nature hunt.

Senior Ted was the next one to hunt for signs of spring and decided to search in the trees and bushes. The buds had started bursting open and new leaves were everywhere.



Bramble



Sycamore



Raspberry



Hawthorn

Can you go on a nature hunt and find the same kind of leaves as Senior Ted?

How many more can you find?

Senior Ted found **5**

Elder





Stripy wanted to search for something different and chose to look on the forest floor. Stripy found sticks of different **lengths**.

short sticks
medium sticks
long sticks



Stripy found **2** pine cones and then **3** more.

How many pine cones did Stripy find all together?



Adventure Ted and Friends worked together to search for more natural loose parts. They took these back to their garden setting and made a collection. Next, they stood back and said "**what can we do with these?**"



*short sticks
and play
dough*

Adventure Ted and Friends made some play dough and used it to build **3D structures** with the different **length** sticks.



Adventure Ted created a den for his friends using medium and long sticks.

Can you make a den with some sticks for a teddy/soft toy?



*medium and
long sticks and
play dough*



Building was hard work and everyone was tired. A snack, followed by a nap, was the perfect end to their play.



The Friends created a transient art masterpiece



The following day The Friends created something special together, using the natural loose parts found in the forest.

Can you find and make a collection of natural loose parts?

Can you make a transient art picture outside or inside?



Play along with Adventure Ted and Friends

- Look outside for some signs of spring, thinking about the flowers and leaves you can see.
- Go on a nature hunt, this could be in any outside space or on your daily exercise in the wider natural environment.
- Do you have a favourite teddy/soft toy who can help you on the nature hunt?
- Try to set challenges for your family members - thinking about how many sticks/leaves/flowers you can find.
- Think about any differences you notice.
- Find some natural loose parts and see how creative you can be.
- Maybe you will make a den for your toys or create a transient art picture.
- Make some play dough and use it with the natural loose parts and build something special like The Friends did.
- Follow their favourite recipe:

No cook play dough

In one large bowl add:

1 big mug of salt

2 big mugs of plain flour

4 teaspoons of cream of tartar

2 tablespoons of oil

Food colouring (or keep it plain)

Spices, dried herbs, fresh rosemary, lavender etc. to provide a further sensory experience

Take the bowl away from child's reach and add 2 big mugs of boiling water.

Stir together with a wooden spoon until dough forms into a big ball. Place on a worktop and knead for a few minutes. When dough has cooled allow your child to help with this.

Store in a sealed container and it will last up to 3 weeks.

Take some photos like the friends did or draw/mark-make about your experiences. Why don't you start a scrap book of what you get up to as you play along with Adventure Ted and Friends?

Play along with Adventure Ted and Friends next week

Next week The Friends will be using loose parts to create something special for Easter and they will be thinking about shapes.



*Adventure Ted
and Friends
hope to see
you then.*

**Please take care
- daffodils are
poisonous and
can cause skin
irritation.**

**Wild flowers
are pretty, but
please don't
pick them.**

Adventure Ted and Friends

Play, creativity and fun – for little ones

**Senior
Ted**

**Adventure
Ted**

Over the next few weeks **Adventure Ted and Friends** will be creating and sharing play ideas for children and families to do whilst at home.

These experiences will involve their loose parts collection and love for playing and learning outdoors.

They have moved from their usual Early Years Setting, but took everything they need with them, to continue playing and learning together.

Stripy
the
puppet

*The Friends hope you can join them for
some learning through play.*

Week 3 – transient art and play dough

Adventure Ted and Senior Ted put together the natural loose parts they found in the forest last week. They thought long and hard about what they could create. To help them they were allowed to pick a few pretty flowers, but only what they needed.



Can you see
what *shape*
they are
making?

The Friends continued to create



Adding the
finishing
touches

They worked really hard
together and made a huge
Easter egg. They were
excited, because they knew
they had made a shape
called an

oval

*Can you join in
and make some
shapes too?*

*Can you find
some natural
loose parts to
help make the
creation?*



Meanwhile Stripy was making play dough inside



Stripy remembered to wear an apron.

Kneading the dough was hard work for Stripy!

Stripy decided to set an “I Spy” challenge for the others. Adventure Ted and Senior Ted were still outside, so it could be secret challenge!

I Spy Challenge: count how many small toys are hidden in the natural loose parts and play dough.



I spy with
my little
eye

*brown horses
grey cats
pink dogs*

How
many can
you find?





I spy with
my little
eye

*How many
brown horses
did Stripy
hide?*



*How many
grey cats did
Stripy hide?*

I spy with
my little
eye

*How many
pink dogs did
Stripy hide?*



This one is
really tricky!

The 5 minute game

Can you count how many they found?

[illegible]

Flowers were added to make the design interesting.



Then Adventure Ted looked at the things they had found and said,
"what can we all make now?"

*Adventure Ted
made a large
caterpillar.*



*Senior Ted
made a funny
face.*

Do you like the
earrings Senior
Ted added?

*Stripy made a
person, but
decided not to
use the play
dough.*



Play along with Adventure Ted and Friends next week

- Join in with the fun this week by setting some challenges for your family members.
- Create some transient art outside using natural loose parts.
- Can you work as a team to make a large picture together?
- Loose parts can be added to sand/bark/mud etc.
- Hide some small toys/items within a transient art design and see if your family members can find these. Play dough can be used for this, if you have some.
- Set each other a time limit and go hunting for shapes around the house.
- The Friends only found circle shaped things but...

Can you find some squares, rectangles and triangles?

Can you also find some hearts, ovals and stars?

How many did you find of each shape?

- Take it in turns to hunt, seeing who can find the most in the given time. Then create something with what you find.
- Play dough can be used with the shapes or follow Stripy's lead and create without dough.

I Spy Challenge answers

4 brown horses

3 grey cats

4 pink dogs

*Play along
with The
Friends next
week.*

Take some photos like the friends did or draw/mark-make about your experiences. Why don't you start a scrap book of what you get up to as you play along with Adventure Ted and Friends?

They will be using beads, buttons and loose parts to create and learn about numerals.

Adventure Ted and Friends

Play, creativity and fun – for little ones

**Senior
Ted**

**Adventure
Ted**

**Stripy
the puppet**

Over the next few weeks **Adventure Ted and Friends** will be creating and sharing play ideas for children and families to do whilst at home.

These experiences will involve their loose parts collection and love for playing and learning outdoors.

They have moved from their usual Early Years Setting, but took everything they need with them, to continue playing and learning together.

The Friends hope you can join them for some learning through play.

Week 4 – beads, buttons and numerals

Adventure Ted and Senior Ted went out to play in the garden one day and found a big surprise! Someone had made an obstacle course for them with their collection of loose parts. Senior Ted said it was time to have some exercise and started to run.



Senior ted ran over the big sticks, then climbed a stick mountain.

Why don't you make an obstacle course too?

Can you find and use sticks of different lengths?

Adventure Ted sat and watched.

Socks the dog came along to see what was happening.



The obstacle course continued



The next stage involved throwing pinecones into a basket. Senior Ted only managed to get 2 in. Many more ended up on the grass.

This was a very tricky challenge!

Can you join in too?

Maybe you can get more pinecones in a basket than Senior Ted?



Senior Ted crawled under a blanket and came out the other side.



**Adventure Ted
watched closely to
make sure there
was no cheating
going on!**



Senior Ted made it to the last stage, throwing **little logs** as far as possible.

Adventure Ted was very impressed with how well Senior Ted did with this activity.

Next they decided to take a rest and let Stripy take over.



Stripy noticed a last section in the obstacle course missed by the others, and decided to give it a try.



Stripy climbed up a rope hanging from a tree,

higher and higher.





Wow, look
what Stripy
found hiding

in the tree,
numerals
made from
beads!

Can you help by saying the
numerals as Stripy finds them?


0, 1, 2, 3





Stripy hunted some
more and soon found

4, 5



Adventure
Ted
wanted a
turn,

*so tried some
blossom trees
in the garden.*

*Can you spot Adventure
Ted and Senior Ted
taking their rest?*

6

7



*Remember to keep saying the
numerals as they are found!*



Adventure Ted continued searching in the blossom trees

8



9



10



When their hunt was finished The Friends laid the numerals out on the grass. They didn't know who had left these in the trees but were very excited about finding them!

Please help The Friends by looking carefully at the numerals.

Did they put them in the right order?

Can you say each number from 0 to 10 loudly? They want to hear you!





Stripy set a
challenge

for
*Adventure
Ted and
Senior Ted.*

Stripy gave each teddy a different challenge.

Firstly, Senior Ted was asked to create numerals 1 to 5 using buttons. This was tricky for Senior Ted, so Stripy helped by writing each numeral using a piece of chalk before Senior Ted started.


Do you think they both did a good job?



Senior Ted was
very pleased with
numeral

3





***Adventure Ted
said numerals
4 and 5 were
amazing!***

**What do
you think?**



***Now it was
Adventure Ted's
turn.***

Stripy asked
Adventure Ted to
create large
numerals using the
natural loose parts.
Each numeral needed
to be made with a
different loose part.

6 - willow sticks





*Adventure Ted
worked really
hard.*

Each numeral
had to be
different.

7 - large sticks
8 - pinecones



9 - bark
10 - logs



Play along with Adventure Ted and Friends next week

- Can you and your family find some small, medium and large sticks to make an obstacle course?
- Can your teddy/soft toy join in?
- You could join in too by jumping over sticks or throwing them into a tub/basket. Crawling under a blanket is lots of fun and easy to do as well.
- Make the obstacle course more challenging by spacing out lots of sticks over a large area and timing each family member as they go over them.
- Do remember that what is most important is the taking part, not the winning!
- Try running, jumping, leap frogging and going backwards over the sticks. Can you think of any other ways?
- The Friends found it easy to make numerals out of buttons and loose parts. Can you give that a try?
- Ask a family member to help, or give the writing of the numerals a go yourself - chalk works well outside.
- You can also make numerals by pushing small items into play dough. Try writing the numerals on paper, then covering each with any small loose parts you can find.
- If you have some wire and beads you could try making some numerals like the ones found in the trees.
- Have fun playing and creating!

*Play along
with The
Friends next
week.*

Take some photos like the friends did or draw/mark-make about your experiences. Why don't you start a scrap book of what you get up to as you play along with Adventure Ted and Friends?

They will continue to think about numerals and will be learning about the amounts they represent.